

Deye

Clean Power For You

Ningbo Deye Inverter Technology Co., Ltd

Add: No.26-30, South Yongjiang Road, Beilun, 315806, Ningbo, China

Tel: 0086-0574-86120560 | Fax: 0086-0574-86228852

Cell No./WeChat/WhatsApp: 0086 19921520413

E-mail: joy@deye.com.cn | Web: www.deyeinverter.com



Note: The technical data above mentioned may be updated or revised due to product development. The data in this brochure is subject to change without notice. The latest datasheet and catalogue can be acquired via market@deye.com.cn

Ver: 3.0 2022



Hybrid Inverter Series Album

Stock Code: 605117.SH

Choose Deye — Choose a Green and Healthy Life

Deye
2022



Deye

Company Profile

- 1** Ningbo Deye Inverter Technology Co., Ltd, founded in 2007 with registered capital 30 million USD, is one of the China's high-tech enterprises and a subsidiary of Deye Group. With a plant area over 15,000 m² and complete production and testing equipment, Deye has become a major player in the global solar inverter market.
- 2** Ningbo Deye Inverter Technology Co., Ltd is dedicated to providing complete photovoltaic power system solutions, including residential and commercial power plants solutions. Also, Deye offers solar energy storage system solutions. Among them, PV grid-connected inverter power range from 1.5-110kW, Hybrid inverter 3kW-12kW, and microinverter 300W-2000W.
- 3** As a technology-oriented company, Deye has always been committing to research and develop new cutting-edge technologies to provide efficiency and reliable products. For example, Deye adopts T-type three-level topology and enhanced SVPWM algorithm to further improve the conversion efficiency by 0.7% compared with common SPWM. With frequency droop control technology, Deye string inverter is able to work with diesel generator, which greatly expands the scope of the product application.



Read more

Milestones

2021

Deye Group was successfully listed on SSE of China in 2021, Stock Code 605117.SH.

30,000 pcs +

By the end of 2019, with total shipments 30,000+, Deye hybrid inverter has become Top 3 in South Africa, Pakistan and Top 1 Chinese brand in USA.

2017

Deye has launched first generation hybrid inverter and attracted a lot of attention with many unique features such as V/f droop control technology and battery DC / DC topology etc...

2007

Founded in 2007 with registered capital of 46 million USD.

LIMITLESS

Core Technology

Deye hybrid inverter 3-12kW with 208/230/240/400Vac

4

Automatic switching time 4ms

6

6 time periods for battery charging/discharging

16

V/f droop control, Max. 16pcs in parallel

24

Supports using diesel generator to charge battery directly, ensuring system energy supply 7* 24H

95.5

Max. conversion efficiency of 97.6%;
Max. battery charge efficiency of 95.5%

240

Max. charging/discharging current of 240A





Complete
Manufacturing
System



World-Class Components Suppliers

Deye chooses world-class suppliers to ensure the high quality of its products.

MOSFET, IGBT



IC



Capacitor, Inductor



Diode



Relay






FAN



Hybrid Inverter

SUN- 3 / 3.6 / 5 / 6 K-SG04LP1-EU



-  Colorful touch LCD, IP65 protection degree
-  DC couple and AC couple to retrofit existing solar system
- 16** Max. 16pcs parallel for on-grid and off-grid operation; Support multiple batteries parallel
- 140** Max. charging/discharging current of 140A
- 6** 6 time periods for battery charging/discharging
-  Support storing energy from diesel generator




Technical Data

Model	SUN-3K -SG04LP1-24-EU	SUN-3K -SG04LP1-EU	SUN-3.6K -SG04LP1-EU	SUN-5K -SG04LP1-EU	SUN-6K -SG04LP1-EU
Battery Input Data					
Battery Type	Lead-acid or Li-Ion				
Battery Voltage Range (V)	20~30	40~60	40~60	40~60	40~60
Max. Charging Current (A)	140	70	90	120	135
Max. Discharging Current (A)	140	70	90	120	135
Number of battery input	Yes				
Charging Curve	3 Stages / Equalization				
Charging Strategy for Li-Ion Battery	Self-adaption to BMS				
PV String Input Data					
Max. DC Input Power (W)	3900	3900	4680	6500	7800
Rated PV Input Voltage (V)	370 (125~500)				
Start-up Voltage (V)	125				
MPPT Voltage Range (V)	150-425				
Full Load DC Voltage Range (V)	300-425				
PV Input Current (A)	13		13+13		
Max. PV ISC (A)	17		17+17		
Number of MPPT / Strings per MPPT	1/1		2/1+1		
AC Output Data					
Rated AC Output and UPS Power (W)	3000		3600	5000	6000
Max. AC Output Power (W)	3300		3690	5500	6600
AC Output Rated Current (A)	13.6		16.4	22.7	27.3
Max. AC Current (A)	15		18	25	30
Max. Continuous AC Passthrough (A)			35		40
Peak Power (off grid)	2 time of rated power, 10 S				
Power Factor	0.8 leading to 0.8 lagging				
Output Frequency and Voltage	50/60Hz; L/N/PE 220/230Vac (single phase)				
Grid Type	Single Phase				
DC injection current (mA)	THD<3% (Linear load<1.5%)				
Efficiency					
Max. Efficiency	97.60%				
Euro Efficiency	96.50%				
MPPT Efficiency	>99%				
Protection					
Integrated	PV Input Lightning Protection, Anti-islanding Protection, PV String Input Reverse Polarity Protection, Insulation Resistor Detection, Residual Current Monitoring Unit, Output Over Current Protection, Surge protection				
Certifications and Standards					
Grid Regulation	EN50549,AS4777.2,VDE0126,IEC61727,VDEN4105,G99,NBT32004,CEI0-21, NRS097,NBR16149/16150,RD1699				
Safety EMC / Standard	IEC62109-1/-2, EN61000-6-1,EN61000-6-2,EN61000-6-3,EN61000-6-4				
General Data					
Operating Temperature Range (°C)	-45~60°C, >45 derating				
Cooling	Natural cooling				
Noise (dB)	<30 dB				
Communication with BMS	RS485; CAN				
Weight (kg)	11.4		14		
Size (mm)	330W x 559.5H x228D		330W x 433H x248D		
Protection Degree	IP65				
Installation Style	Wall-mounted				
Warranty	5 years				

Hybrid Inverter

SUN-3.6/5/8K-SG03LP1-EU




-  Colorful touch LCD, IP65 protection degree
-  DC couple and AC couple to retrofit existing solar system
- 16** Max. 16pcs parallel for on-grid and off-grid operation; Support multiple batteries parallel
- 190** Max. charging/discharging current of 190A
- 6** 6 time periods for battery charging/discharging
-  Support storing energy from diesel generator




Technical Data

Model	SUN-3.6K -SG03LP1-EU	SUN-5K -SG03LP1-EU	SUN-8K -SG03LP1-EU
Battery Input Data			
Battery Type	Lead-acid or Li-Ion		
Battery Voltage Range (V)	40~60		
Max. Charging Current (A)	90	120	190
Max. Discharging Current (A)	90	120	190
External Temperature Sensor	Yes		
Charging Curve	3 Stages / Equalization		
Charging Strategy for Li-Ion Battery	Self-adaption to BMS		
PV String Input Data			
Max. DC Input Power (W)	4680	6500	10400
Rated PV Input Voltage (V)	370 (125~500)		
Start-up Voltage (V)	125		
MPPT Voltage Range (V)	150-425		
Full Load DC Voltage Range (V)	300-425		200-425
PV Input Current (A)	13+13		26+26
Max. PV ISC (A)	17+17		34+34
Number of MPPT / Strings per MPPT	2/1+1		2/2+2
AC Output Data			
Rated AC Output and UPS Power (W)	3600	5000	6000
Max. AC Output Power (W)	3690	5500	6600
AC Output Rated Current (A)	16.4	22.7	36.4
Max. AC Current (A)	18	25	40
Max. Continuous AC Passthrough (A)	35		50
Peak Power (off grid)	2 time of rated power, 10 S		
Power Factor	0.8 leading to 0.8 lagging		
Output Frequency and Voltage	50/60Hz; L/N/PE 220/230Vac (single phase)		
Grid Type	Single Phase		
DC injection current (mA)	THD<3% (Linear load<1.5%)		
Efficiency			
Max. Efficiency	97.60%		
Euro Efficiency	96.50%		
MPPT Efficiency	>99%		
Protection			
Integrated	PV Input Lightning Protection, Anti-islanding Protection, PV String Input Reverse Polarity Protection, Insulation Resistor Detection, Residual Current Monitoring Unit, Output Over Current Protection, Surge protection		
Certifications and Standards			
Grid Regulation	EN50549, AS4777.2, VDE0126, IEC61727, VDEN4105, G99, NBT32004, CEI0-21, NRS097, NBR16149/16150, RD1699		
Safety EMC / Standard	IEC62109-1/-2, EN61000-6-1, EN61000-6-2, EN61000-6-3, EN61000-6-4		
General Data			
Operating Temperature Range (°C)	-45~60°C, >45 derating		
Cooling	Natural cooling		
Noise (dB)	<30 dB		
Communication with BMS	RS485; CAN		
Weight (kg)	20.5		
Size (mm)	330W x 580H x 232D		
Protection Degree	IP65		
Installation Style	Wall-mounted		
Warranty	5 years		

Hybrid Inverter

SUN-5/6K-SG01LP1-US SUN-7.6/8K-SG01LP1-US/EU



-  Colorful touch LCD, IP65 protection degree
-  DC couple and AC couple to retrofit existing solar system
- 16** Max. 16pcs parallel for on-grid and off-grid operation; Support multiple batteries parallel
- 190** Max. charging/discharging current of 190A
- 6** 6 time periods for battery charging/discharging
-  Support storing energy from diesel generator

Technical Data

Model	SUN-5K -SG01LP1-US	SUN-6K -SG01LP1-US	SUN-7.6K -SG01LP1-US/EU	SUN-8K -SG01LP1-US/EU
Battery Input Data				
Battery Type	Lead-acid or Li-Ion			
Battery Voltage Range (V)	40~60			
Max. Charging Current (A)	120	135	190	190
Max. Discharging Current (A)	120	135	190	190
External Temperature Sensor	Yes			
Charging Curve	3 Stages / Equalization			
Charging Strategy for Li-Ion Battery	Self-adaption to BMS			
PV String Input Data				
Max. DC Input Power (W)	6500	7800	9880	10400
Rated PV Input Voltage (V)	370 (125~500)			
Start-up Voltage (V)	125			
MPPT Voltage Range (V)	150-425			
Full Load DC Voltage Range (V)	300-425	200-425		
PV Input Current (A)	13+13	26+13	26+26	
Max. PV ISC (A)	17+17	34+17	34+34	
Number of MPPT / Strings per MPPT	2/1+1	2/2+1	2/2+2	
AC Output Data				
Rated AC Output and UPS Power (W)	5000	6000	7600	8000
Max. AC Output Power (W)	5500	6600	8360	8800
AC Output Rated Current (A)	20.8/24	25/28.8	31.7/36.5	34.5
Max. AC Current (A)	22.9/26.4	27.5/31.7	34.8/40.2	38
Max. Continuous AC Passthrough (A)	40		50	
Peak Power (off grid)	2 time of rated power, 10 S			
Power Factor	0.8 leading to 0.8 lagging			
Output Frequency and Voltage	50 / 60Hz; L1/L2/N(PE) 120/240Vac (split phase), 208Vac (2/3 phase), L/N/PE 220/230Vac (single phase)			
Grid Type	Split phase; 2/3 phase; Single Phase			
DC injection current (mA)	THD<3% (Linear load<1.5%)			
Efficiency				
Max. Efficiency	97.60%			
Euro Efficiency	97.00%			
MPPT Efficiency	>99%			
Protection				
Integrated	PV Input Lightning Protection, Anti-islanding Protection, PV String Input Reverse Polarity Protection, Insulation Resistor Detection, Residual Current Monitoring Unit, Output Over Current Protection, Surge protection			
Certifications and Standards				
Grid Regulation	IEEE 1547-2018, IEEE 1547.1-2020, UL 1699B, UL 1998EN50549, AS4777.2, VDE0126, IEC61727, VDE N4105, G99, NBT32004, CEI0-21, NRS097, NBR16149/16150, RD1699			
Safety EMC / Standard	IEC62109-1/-2, EN61000-6-1, EN61000-6-2, EN61000-6-3, EN61000-6-4			
General Data				
Operating Temperature Range (°C)	-45~60 °C, >45 derating			
Cooling	Smart cooling			
Noise (dB)	<30 dB			
Communication with BMS	RS485; CAN			
Weight (kg)	32			
Size (mm)	420W×670H×233D			
Protection Degree	IP65			
Installation Style	Wall-mounted			
Warranty	5 years			

Hybrid Inverter

SUN- 5 / 6 / 8 / 10 / 12 K-SG04LP3-EU



- 100** 100% unbalanced output, each phase; Max. output up to 50% rated power
- DC couple and AC couple** to retrofit existing solar system
- 16** Max. 16pcs parallel for on-grid and off-grid operation; Support multiple batteries parallel
- 240** Max. charging/discharging current of 240A
- 48** 48V low voltage battery, transformer isolation design
- 6** 6 time periods for battery charging/discharging
- Support** storing energy from diesel generator

Technical Data

Model	SUN-5K -SG04LP3-EU	SUN-6K -SG04LP3-EU	SUN-8K -SG04LP3-EU	SUN-10K -SG04LP3-EU	SUN-12K -SG04LP3-EU
Battery Input Data					
Battery Type	Lead-acid or Li-Ion				
Battery Voltage Range (V)	40~60				
Max. Charging Current (A)	120	150	190	210	240
Max. Discharging Current (A)	120	150	190	210	240
External Temperature Sensor	Yes				
Charging Curve	3 Stages / Equalization				
Charging Strategy for Li-Ion Battery	Self-adaption to BMS				
PV String Input Data					
Max. DC Input Power (W)	6500	7800	10400	13000	15600
Rated PV Input Voltage (V)	550 (160~800)				
Start-up Voltage (V)	160				
MPPT Voltage Range (V)	200-650				
Full Load DC Voltage Range (V)	350-650				
PV Input Current (A)	13+13			26+13	
Max. PV ISC (A)	17+17			34+17	
Number of MPPT / Strings per MPPT	2/1+1			2/2+1	
AC Output Data					
Rated AC Output and UPS Power (W)	5000	6000	8000	10000	12000
Max. AC Output Power (W)	5500	6600	8800	11000	13200
AC Output Rated Current (A)	7.6	9.1	12.1	15.2	18.2
Max. AC Current (A)	11.4	13.6	18.2	22.7	27.3
Max. Continuous AC Passthrough (A)	45				
Peak Power (off grid)	2 time of rated power, 10 S				
Power Factor	0.8 leading to 0.8 lagging				
Output Frequency and Voltage	50/60Hz; 3L/N/PE 220/380, 230/400Vac				
Grid Type	Three Phase				
DC injection current (mA)	THD<3% (Linear load<1.5%)				
Efficiency					
Max. Efficiency	97.60%				
Euro Efficiency	97.00%				
MPPT Efficiency	99.90%				
Protection					
Integrated	PV Input Lightning Protection, Anti-islanding Protection, PV String Input Reverse Polarity Protection, Insulation Resistor Detection, Residual Current Monitoring Unit, Output Over Current Protection, Surge protection				
Certifications and Standards					
Grid Regulation	EN50549, AS4777.2, VDE0126, IEC61727, VDE N4105, G99, NBT32004, CEIO-21, NRS097, NBR16149/16150, RD1699				
Safety EMC / Standard	IEC62109-1/-2, EN61000-6-1, EN61000-6-2, EN61000-6-3, EN61000-6-4				
General Data					
Operating Temperature Range (°C)	-45~60 °C, >45 derating				
Cooling	Smrat cooling				
Noise (dB)	<45 dB				
Communication with BMS	RS485; CAN				
Weight (kg)	33.6				
Size (mm)	422W x 702H x 281D				
Protection Degree	IP65				
Installation Style	Wall-mounted				
Warranty	5 years				

Three Phase Hybrid Inverter

SUN- 6 / 8 / 10 / 12 / 15 K-SG01HP3-EU



- 100** 100% unbalanced output, each phase; Max. output up to 50% rated power
- DC** DC couple and AC couple to retrofit existing solar system
- 16** Max. 16pcs parallel for on-grid and off-grid operation; Support multiple batteries parallel
- 37** Max. charging/discharging current of 37A
- H** High voltage battery, higher efficiency
- 6** 6 time periods for battery charging/discharging
- Generator** Support storing energy from diesel generator

Technical Data

Model	SUN-6K -SG01HP3-EU	SUN-8K -SG01HP3-EU	SUN-10K -SG01HP3-EU	SUN-12K -SG01HP3-EU	SUN-15K -SG01HP3-EU
Battery Input Data					
Battery Type	Lead-acid or Li-Ion				
Battery Voltage Range (V)	96~600				
Max. Charging Current (A)	37				
Max. Discharging Current (A)	37				
Number of battery input	1				
Charging Curve	3 Stages / Equalization				
Charging Strategy for Li-Ion Battery	Self-adaption to BMS				
PV String Input Data					
Max. DC Input Power (W)	7800	100400	13000	15600	19500
Max. DC Input Voltage (V)	1000				
Start-up Voltage (V)	160				
MPPT Range (V)	200-850				
Full Load DC Voltage Range (V)	300-850				
Rated DC Input Voltage (V)	150				
PV Input Current (A)	36+18				
Max. PV ISC (A)	50+25				
Number of MPPT / Strings per MPPT	2/2+1				
AC Output Data					
Rated AC Output and UPS Power (W)	6000	8000	10000	12000	15000
Max. AC Output Power (W)	6600	8800	11000	13200	16500
AC Output Rated Current (A)	9.1	12.1	15.2	18.2	22.7
Max. AC Current (A)	13.6	18.2	22.7	27.3	34.1
Max. Continuous AC Passthrough (A)	50				
Peak Power (off grid)	2 time of rated power, 10 S				
Generator input/Smart load /AC couple current (A)	9.1 / *180 / 9.1	12.1 / *180 / 12.1	15.2 / *180 / 15.2	18.2 / *180 / 18.2	22.7 / *180 / 22.7
Power Factor	0.8 leading to 0.8 lagging				
Output Frequency and Voltage	50/60Hz; 3L/N/PE 220/380, 230/400Vac				
Grid Type	Three Phase				
DC injection current (mA)	<0.5%In				
Efficiency					
Max. Efficiency	97.60%				
Euro Efficiency	97.00%				
MPPT Efficiency	99.90%				
Protection					
Integrated	PV Input Lightning Protection, Anti-islanding Protection, PV String Input Reverse Polarity Protection, Insulation Resistor Detection, Residual Current Monitoring Unit, Output Over Current Protection, Surge protection				
Certifications and Standards					
Grid Regulation	EN50549, AS4777.2, VDE0126, IEC61727, VDEN4105, G99, NBT32004, CEI0-21, NRS097, NBR16149/16150, RD1699				
Safety EMC / Standard	IEC62109-1/-2, EN61000-6-1, EN61000-6-2, EN61000-6-3, EN61000-6-4				
General Data					
Operating Temperature Range (°C)	-45~60°C, >45 derating				
Cooling	Smart cooling				
Noise (dB)	<45 dB				
Communication with BMS	RS485; CAN				
Weight (kg)	26				
Size (mm)	396Wx580Hx230D				
Protection Degree	IP65				
Installation Style	Wall-mounted				
Warranty	5 years				

Three Phase Hybrid Inverter

SUN- 20 / 25 / 30 / 40 / 50 K-SG01HP3-EU



- 100** 100% unbalanced output, each phase; Max. output up to 50% rated power
- DC** DC couple and AC couple to retrofit existing solar system
- 16** Max. 16pcs parallel for on-grid and off-grid operation; Support multiple batteries parallel
- 74** Max. charging/discharging current of 74A
- H** High voltage battery, higher efficiency
- 6** 6 time periods for battery charging/discharging
- GEN** Support storing energy from diesel generator

Technical Data

Model	SUN-20K -SG01HP3-EU	SUN-25K -SG01HP3-EU	SUN-30K -SG01HP3-EU	SUN-40K -SG01HP3-EU	SUN-50K -SG01HP3-EU
Battery Input Data					
Battery Type	Lead-acid or Li-Ion				
Battery Voltage Range (V)	200~700				
Max. Charging Current (A)	37		37+37		
Max. Discharging Current (A)	37		37+37		
Number of battery input	1		2		
Charging Curve	3 Stages / Equalization				
Charging Strategy for Li-Ion Battery	Self-adaption to BMS				
PV String Input Data					
Max. DC Input Power (W)	26000	32500	39000	52000	65000
Max. DC Input Voltage (V)	1000				
Start-up Voltage (V)	160				
MPPT Range (V)	200-850				
Min. DC Input Voltage (V)	150				
Full Load DC Voltage Range (V)	360-850	365-850	435-850	450-850	450-850
Rated DC Input Voltage (V)	500	625	500	500	625
PV Input Current (A)	36+36		36+36+36	36+36+36+36	
Max. PV ISC (A)	50+50		50+50+50	50+50+50+50	
Number of MPPT / Strings per MPPT	2/2+2		3/2+2+2	4/2+2+2+2	
AC Output Data					
Rated AC Output and UPS Power (W)	20000	25000	30000	40000	50000
Max. AC Output Power (W)	22000	27500	33000	44000	55000
AC Output Rated Current (A)	30.3	38	45.6	60.8	75.8
Max. AC Current (A)	45.4	41.8	50.1	66.9	83.3
Max. Continuous AC Passthrough (A)	100				
Peak Power (off grid)	2 time of rated power, 10 S				
Generator input/Smart load /AC couple current (A)	30.3 / *180 / 30.3	38 / *180 / 38	45.6 / *180 / 45.6	60.8 / *180 / 60.8	75.8 / *180 / 75.8
Power Factor	0.8 leading to 0.8 lagging				
Output Frequency and Voltage	50/60Hz; 3L/N/PE 220/380, 230/400Vac				
Grid Type	Three Phase				
DC injection current (mA)	<0.5%1n				
Efficiency					
Max. Efficiency	97.60%				
Euro Efficiency	97.00%				
MPPT Efficiency	99.90%				
Protection					
Integrated	PV Input Lightning Protection, Anti-islanding Protection, PV String Input Reverse Polarity Protection, Insulation Resistor Detection, Residual Current Monitoring Unit, Output Over Current Protection, Surge protection				
Certifications and Standards					
Grid Regulation	EN50549, AS4777.2, VDE0126, IEC61727, VDEN4105, G99, NBT32004, CEI0-21, NRS097, NBR16149/16150, RD1699				
Safety EMC / Standard	IEC62109-1/-2, EN61000-6-1, EN61000-6-2, EN61000-6-3, EN61000-6-4				
General Data					
Operating Temperature Range (°C)	-45~60°C, >45 derating				
Cooling	Smart cooling				
Noise (dB)	<45 dB				
Communication with BMS	RS485; CAN				
Weight (kg)	60				
Size (mm)	560.5W×837H×319D				
Protection Degree	IP65				
Installation Style	Wall-mounted				
Warranty	5 years				

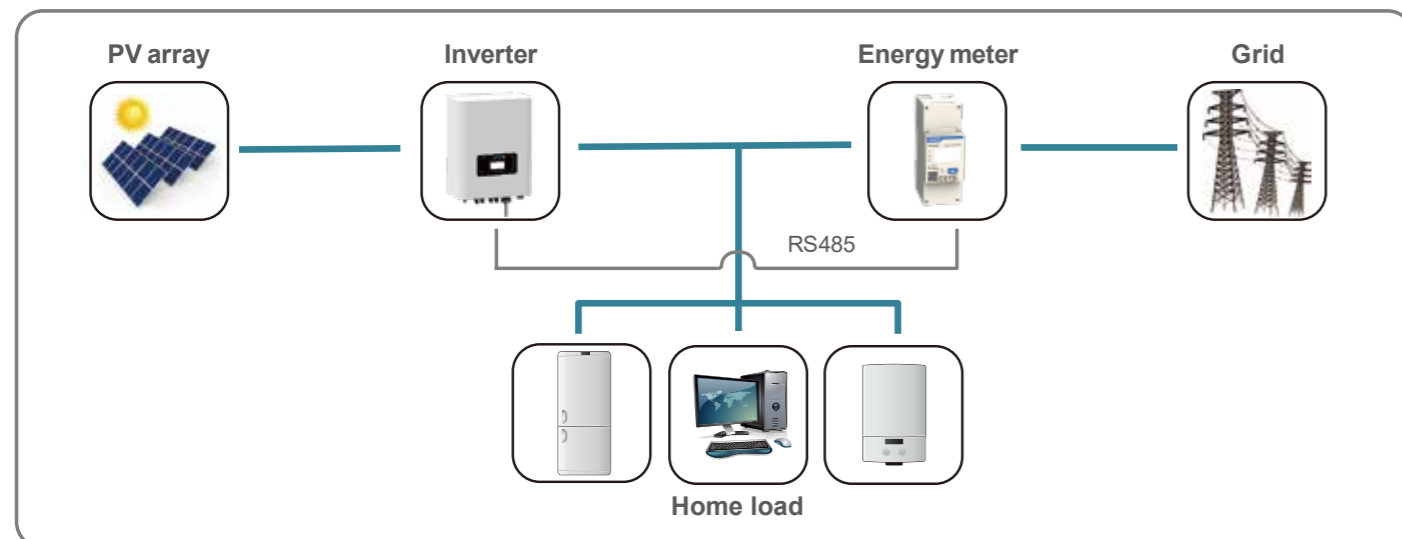
Energy Meter



Technical Data

Model	CHNT DDSU666	CHNT DTSU666	EASTRON SDM 230 Modbus	EASTRON SDM 630-Modbus V2	EASTRON SDM 630 MCT
Battery Data					
Max. direct current measurement (A)	60	80	100	100	1-9999A (with CT)
Direct Voltage measurement between phases	/	176-458V	/	147-480V	50-950V 50-550V
Direct measurement between phase and neutral	176~264V	100-265V	176~276V	85~480V	20-550V
Accuracy Class					
Active power	Class1				
Reactive power	Class2				
Power Supply					
Power consumption	≤1W / 8VA	≤1.5W / 6VA	≤2W / 10VA	≤2W / 10VA	≤2W / 10VA
AC power supply input voltage	176-264V	100-265V	176-276V	85-480V	85-275V / 120-380V
AC power supply input frequency	50/60Hz		50Hz	50/60Hz ±2%	50/60Hz ±2%
Generation Specifications					
Dimensions (L/H/W) in mm	36×85×66	100×72×66	36×99×63	72×100×66	72×94.5×65
Weight (kg)	0.21	0.44	0.21	0.42	0.29
Mounting options	DIN Rail				
Degree of protection	IP51				
Display	LCD				
Communication interface	RS485				
Max. number of devices to connect	32				
Regulated working temperature range	-25°C~+55°C	-10°C~+45°C	-25°C~+55°C		
Limited working temperature range	-40°C~+70°C	25°C~+75°C	/		
Humidity	≤75%		0~95%, non-Condensing		
Warranty	1.5 years				

Typical Application Diagram



Stick Logger

GPRS / WIFI / 4G / Ethernet
Monitor your system anywhere in the world.



- ◆ External light indicator, logging status at a glance;
- ◆ Plug & play, pick power within inverter, no external power needed, easy to install;
- ◆ Independent from inverter to protect parts inside inverter, eliminate potential problems;
- ◆ IP65 water-proof design, resistant to bad weather, enhance stability;
- ◆ External design, easier to replace faulty equipment;
- ◆ End-user can monitor yields at any time with SOLARMAN APP.

Technical Data

Product Model	LSG-3	LSG-4	LSW-3	LS4G-3	LSE-3
Remote Communication Interface	GPRS	GPRS	WiFi	4G	LAN
Working Frequency	GSM850 / EGSM900 / DCS1800 / PCS 1900MHz	GSM850 / EGSM900 / DCS1800 / PCS 1900MHz	2.142GHz~2.484GHz	704MHZ-960MHZ 1710MHZ-2690MHZ	Adaptive Network; 10M / 100M
Satellite Positioning	/	GPS / Beidou < 15m	/	/	/
Antenna	External GPRS Stick Antenna	External GPRS Stick Antenna	External WiFi Stick Antenna	External 4G Stick Antenna	/
Data Interface	RS485 / RS232 / TTL				
Working Voltage	DC4.7V~DC15V				
Working Power	3W	3W	1.5W	5W	1W
SIM Card	Chip Card / MicroSIM	Chip Card / MicroSIM	/	MicroSIM	/
Memory	2M Flash (2M-16M Optional)				
Working Temperature	-40℃~+85℃				
Working Humidity	< 90% (No Condensing)				
No.of Connections	One				
Serial Communication Rate	bps (1200-115200bps Configurable)				
Data Acquisition Interval	Default 5min (1-15min Configurable)				
User Configuration	Bluetooth	APP / Web	AT+InstructionSet Remote Server	Local Serial Port	Web
Firmware Upgrade	Remote Upgrade				
Others	Real-time Control, Data resuming				

Stick logger supports GPRS, WIFI, 4G, Ethernet and other communication modes. Its bluetooth function enables local debugging configuration to collect operation and power generation data from inverters.

It pairs with solarman professional platform to enable remote PV system monitoring and to realize distributed power station management with lower cost and higher efficiency.

Smart PV Management Platform



Deye residential monitoring solution takes great care to ensure that your PV system is in excellent operation throughout its entire life-cycle. This monitoring solution offer you details information of your power generating plant including Today energy, Monthly energy, yearly energy, total energy etc, through wireless communication with your router to the internet by a smart wifi plug. User can easily access to the monitoring page via PC web or phone APP.

Maximum your energy output while minimizing your costs. Scan the QR code to build your power station !



Efficiency

- Open station supports one-click installation and registration;
- Problem support one-click dispatch and navigation.

Safe

- Safe operation, traceable logs, etc;
- Support full lifecycle data storage to ensure data security and reliability.

